

2020 APRIL

# NEW FEATURES



---

YOU ASKED,  
AND WE  
LISTENED.

---

Delta Media Group continually searches for ways to help real estate firms and sales associates push their businesses ahead of the competition.

We give you limitless opportunities and focus on technology, support, and training to accelerate your success.

*For a full list of updates visit:  
[www.deltamediagroup.com/feature-updates.html](http://www.deltamediagroup.com/feature-updates.html)*





# NEW FEATURES | APRIL 2020

**Apr 1** Admins now have the ability to limit which logos agents can set as a favorite in ecards by office.

Admins can go to **'Users->Offices'** and select **'Edit Information'** under the Actions button

This section then shows logos available in the system. Admins can click which ones they want to make available to agents in the office.

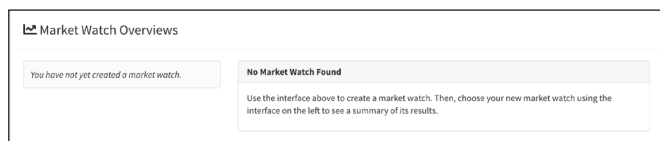
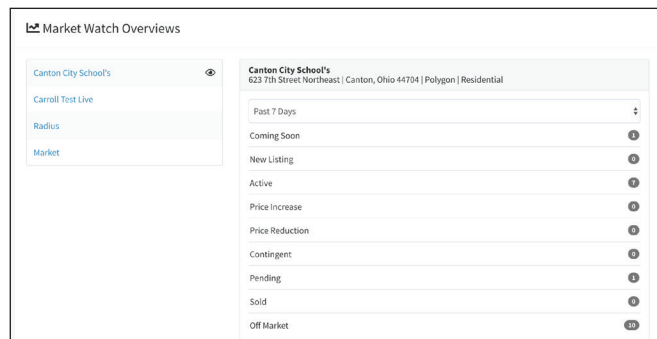
When an agent goes to ecards and clicks on settings only those logos appear as choices to use as a favorite.



**Apr 1** A new section, titled **"Market Watch Overviews"**, has been added to the **Listings > Market Watch** page. All of the user's Market Watch Reports will be listed on the left hand side of the interface, and the currently selected Market Watch is shown on the right hand side, along with statistics on the Market Watch results. The most recently created Market Watch will be selected by default when the page loads.

A dropdown is shown above the results that allows users to show statistics from the past 24 hours, 3 days, 7 days (default), or the past 30 days.

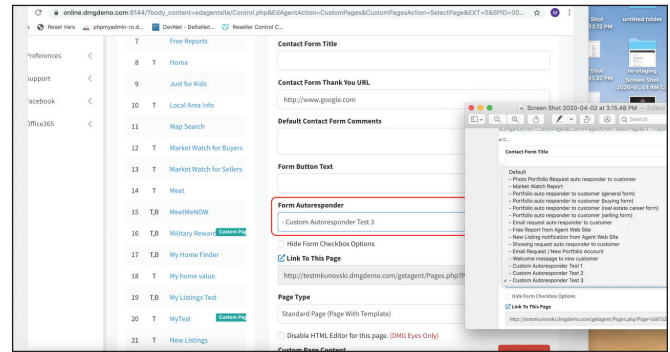
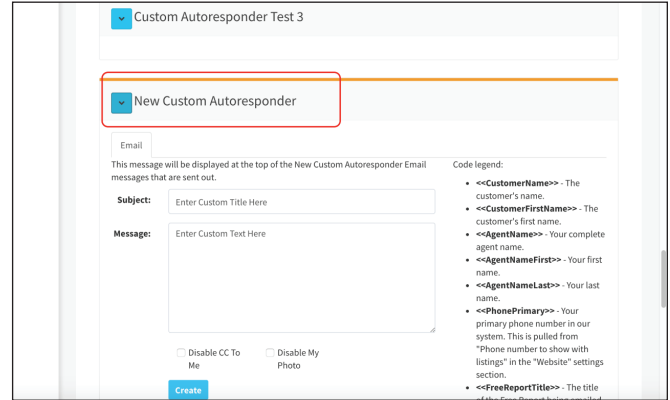
If the user has no Market Watch Reports configured, the new interface will appear as follows:



## Apr 2 A change has been made in **Preferences->Email Messages**.

Now, agents can Create/Update/Delete “Custom Autoresponder”

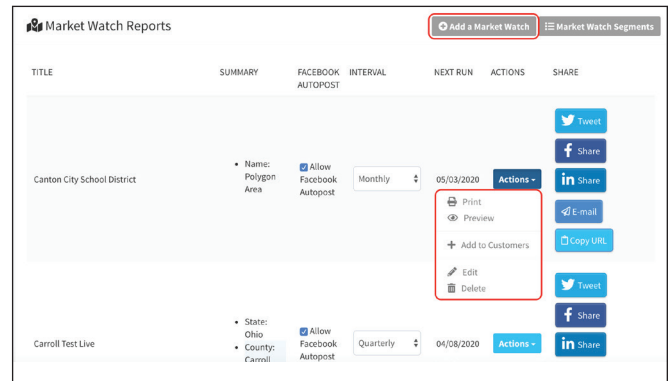
Also in **Pages -> Edit Your Custom Website Pages** they can choose and set “**Form Autore-sponder**” in Custom Page Contact Form:



## Apr 3 The Market Watch Reports page found under **Personal > Listings > Market Watch Reports** has received a change to its layout. Firstly, the **Edit/Delete, Print/Preview, and Add to Customers** columns in the main Market Watch Reports table have been condensed into one ‘**Actions**’ column. There is also a new ‘**Add a Market Watch**’ button in the top right corner of this section, which will pull up the Market Watch setup modal.

With the addition of the ‘**Add a Market Watch**’ button, the ‘**Add a Market Watch**’ box has been removed from the page. The ‘**Interval**’ dropdown previously available in this box has been placed in the Market Watch setup modal.

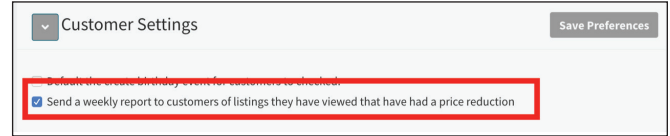
This will hopefully help to better streamline the Market Watch creation process and make it a bit less confusing for agents.



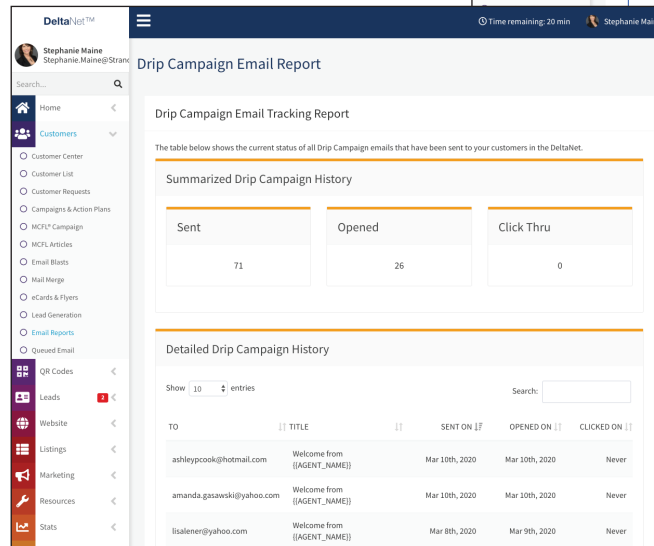
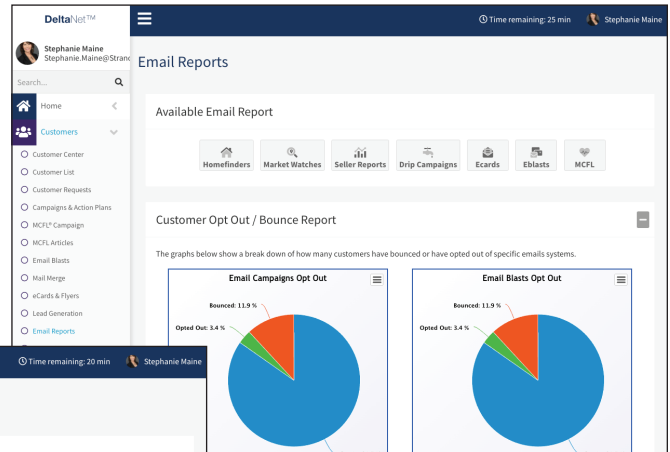
# NEW FEATURES | APRIL 2020

**Apr 3** A new automated weekly email will start going out. It will go to customers and will contain listings they have viewed that have had a price reduction since they viewed them. It will be sent once a week, and the day of sending will be determined by the company id modulus 5.

It will only include listings that have been viewed in the previous 2 weeks and have had their price reduced by at least \$1000 (one thousand dollars). There is an unsubscribe link at the bottom of the email which leads to the 'Unsubscribe' page where the customer can opt out of the email, while agents can also turn off the email for all their customers via a setting located in the **DeltaNET > Leads > Settings > Customer Settings**.

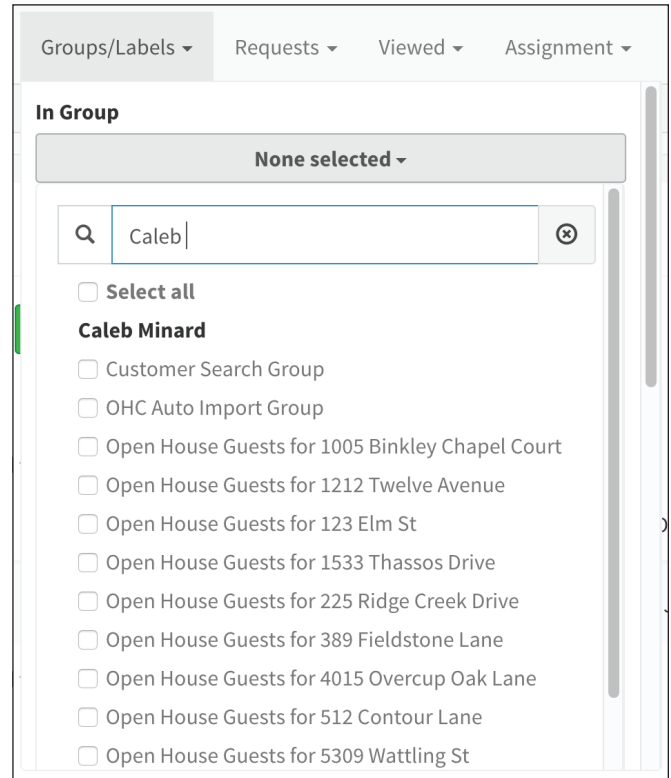


**Apr 6** Delta Media Group has added email tracking reports to the DeltaNET. On the customers tab under email reports there were only Homefinder and Market Watch reports on that page below the opt out graphs. I have removed them and added a box above the opt out graphs with all the reports they can view.



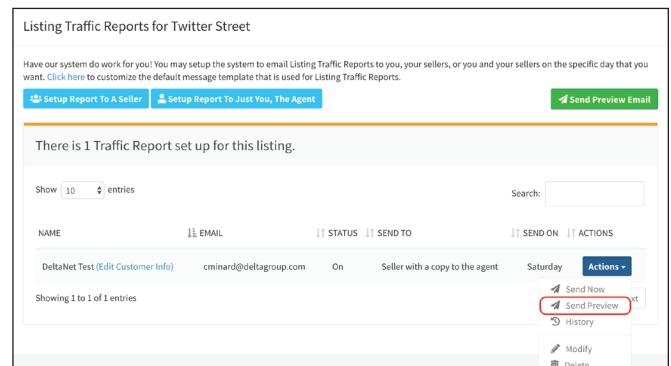
**Apr 6** The **'In Group'** filter is now available on the Admin Customer List. It was previously only possible to find customers from a specific agent group through the Advanced Search on the Customer List.

The dropdown filter will show all of the active groups for the company, separated by group owner. Users can search this dropdown for a specific group, or for a particular group owner.



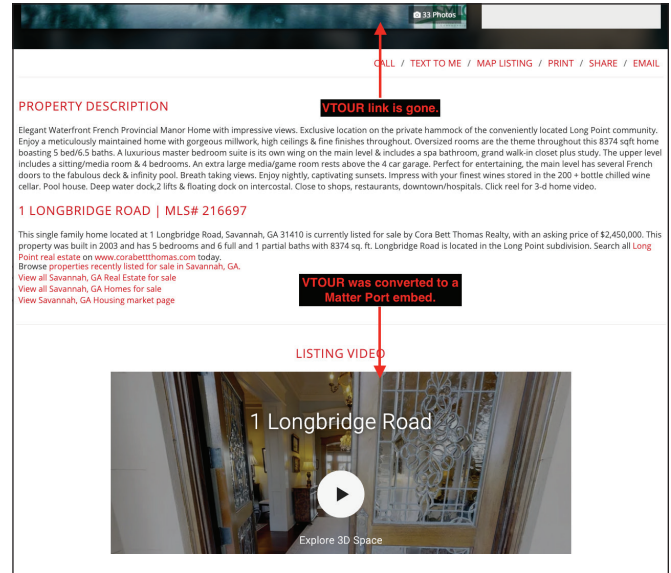
**Apr 6** Agents can now send a preview of a specific Seller Report in order to see the effect of changing System Defaults on their reports. The Seller Reports interface has also been tweaked to allow for searching and sorting in the Seller Reports table, and to collapse the 'Actions' column into a dropdown menu.

With these changes, the green **'Send Preview Email'** button will continue to function the way that it always has, sending a Seller Report preview for the current listing, but using the default system settings. Using the **'Send Preview'** button in the **'Actions'** dropdown will allow the user to see the result of any custom settings on that specific Seller Report.

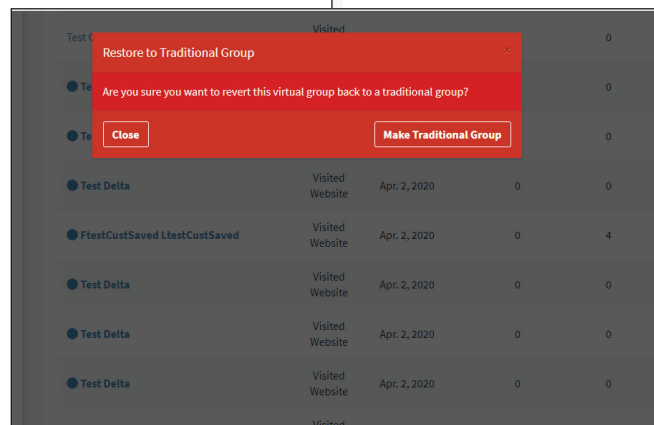
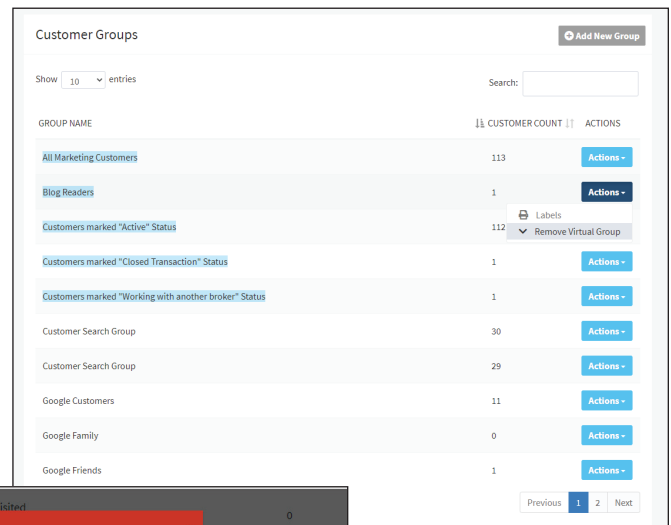




**Apr 17** Some matter port tours have been getting entered as vtours instead of the matter port. This makes the matter port tours show as link on the detail page as “vtour”. Delta Media Group has marked any vtours that are in the system and have a url of matterport.com to be translated into a matter port embed video and not show as a vtour.



**Apr 20** A few months ago the ability for a company admin to create virtual groups was introduced. This process has been updated to allow an admin to take an existing company made virtual group and revert it back to a ‘traditional’ group.




# NEW FEATURES | APRIL 2020

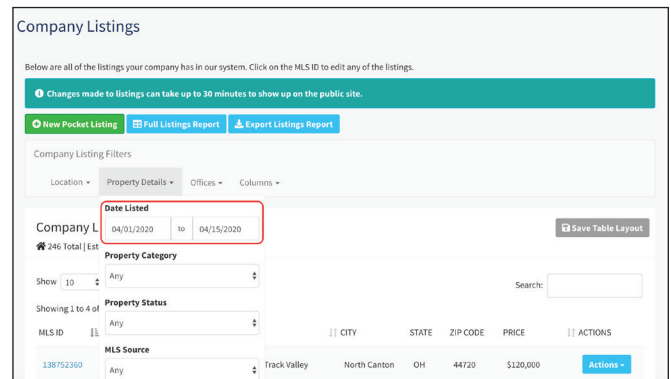
**Apr 22** Changes went live to the Listing Photo Gallery found on Listing Detail pages:

- Users can now click on a listing photo directly to open the photo in the Photo Gallery.
- Users on mobile using their device in portrait mode will now see the **'All Photos'** view by default, rather than the **'Presentation'** view, when opening the Photo Gallery.
- The **'All Photos'** view in the Photo Gallery has been updated to fill the entire width of the device when in portrait mode on small screens/mobile. This allows users to simply scroll through the photos and select ones that they want to see more of.
- Switching between the **'All Photos'** view and the **'Presentation'** view in the gallery will no longer reset the user's position in the Photo Gallery.
- The **'All Photos'** view button is now represented by an icon of two photos, rather than four blank squares.
- The **'Presentation'** view button is now represented by an icon of a single photo, rather than a blank square.

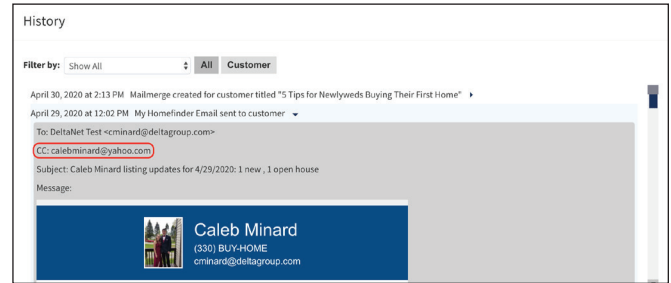
These changes will make the overall mobile user experience better when searching for listings.



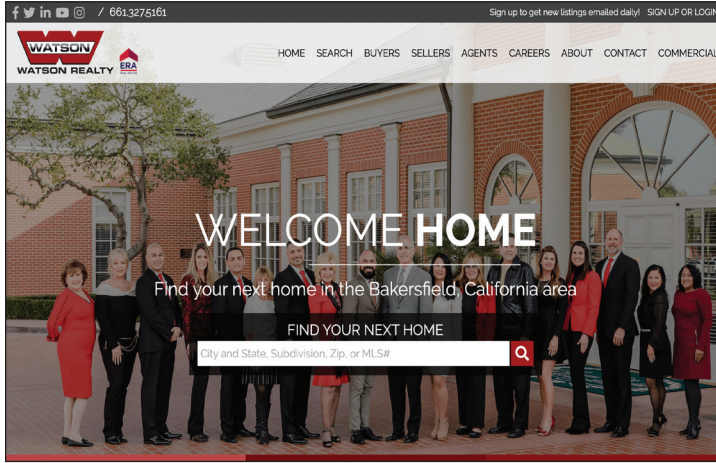
**Apr 27** A **'Date Listed'** filter has been added to the **Admin Listings > Listings** page under the **'Property Details'** dropdown. Using this filter, admins will be able to access and export their company's listing data from any date range that they need.



**Apr 30** Any email addresses CC'd on system emails will now be shown in the Customer History widget after expanding an entry regarding a system email address that was sent to the customer.



# SITES LAUNCHED | APRIL 2020



**April 14, 2020**

**Watson Realty ERA**

**watsonrealty.com**