

AGENT VIRTUAL SHOWINGS AND OPEN HOUSE GUIDE

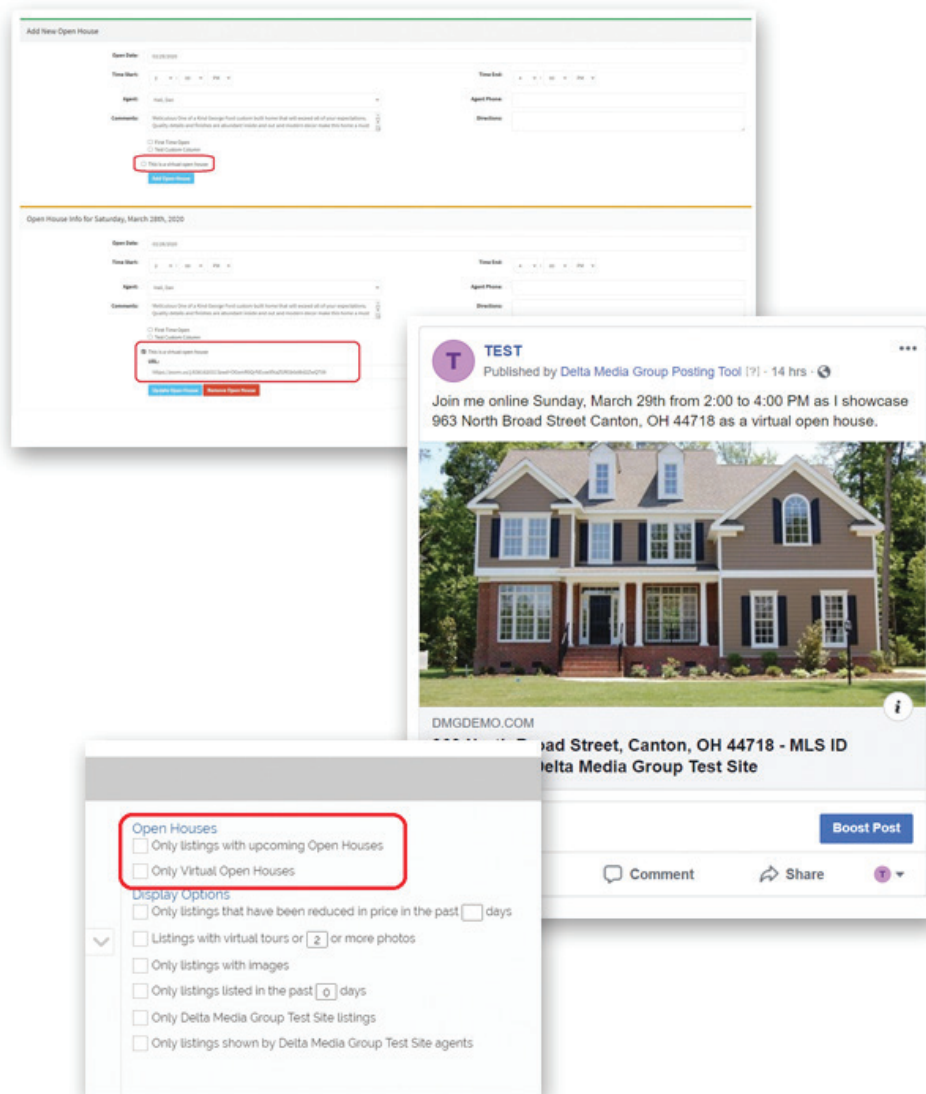


Take your audience on a guided tour of your listings, showing every detail and answering questions in the moment. Delta Media Group has added support for Virtual Open Houses to the DeltaNET Open House Platform. Integrating Virtual Open Houses into our open house search, Market Watch reports, New Listing Emails, and our lead management platform.



deltamediagroup.com
866-233-9833
support@deltagroup.com

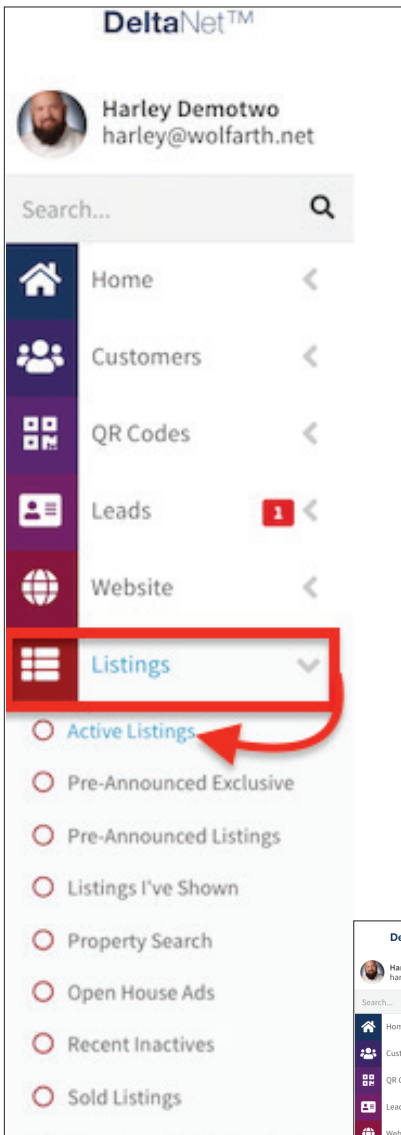
A quick breakdown for Virtual Open House Features:



- Facebook Connector will adjust its copy to indicate the open house is virtual.
- AdWizard Bulk Ads, that create Facebook ads automatically for a company, will also adjust the copy when it detects the open house is virtual.
- On the website, a new option is added to show 'Only Virtual Open Houses'.
- The search results Open House Banner will indicate if it is a virtual open house.
- On the detail page, the link to join the stream is presented along with the indication that the open house is virtual.

Virtual Open House Walkthrough

Depending on your MLS, Delta Media Group may already receive Virtual Open Houses in a data feed. However, if your MLS does not support Virtual Open Houses, you can always add them directly into the DeltaNET. To do this, in the left navigation, first head to **Listings > Active Listings**



Once there, select the MLS ID that you'd like to add an open house for

DeltaNet™
Harley Demotwo
harley@wolfarth.net

Time remaining: 25 min Harley Demotwo

Your Listings

Changes made to listings can take up to 30 minutes to show up on the public side.

If you can find your property using an mls search, but you can not find it using a city or area search please contact your Administrator.

Below are all the listings you have in our system. To edit any of the listings click on the MLS# in the left hand column. To see detailed views information click on the number of views for the listing in the Views column.

[Enter New Pocket Listing](#)

Active Listings

Select an MLS ID to edit that listing's information [View Deleted Seller Reports](#)

Show 10 entries Search:

MLS #	MARKETING TOOLS	ADDRESS	CITY	PRICE	TYPE	STATUS	LISTING AGENTS	AGE	LAST UPDATED	PHOTOS	LEAD REQUESTS	INTERNAL NAME	TOGGLE STATS
DEMO2-LISTING1		867 South Boulevard	Canton	\$250,000	POCKET LISTING	ACTIVE	Harley Demotwo	1,167 days	55 days ago	4	2	N/A	
DEMO2-LISTING2		5309 Wattling St	Waynesburg	\$175,000	POCKET LISTING	ACTIVE	Harley Demotwo	1,167 days	427 days ago	1	0	N/A	
DEMO2-LISTING3		1337 Mitnick Rd	Akron	\$650,000	POCKET LISTING	ACTIVE	Harley Demotwo	1,167 days	139 days ago	1	1	N/A	

Showing 1 to 3 of 3 entries [Previous](#) [Next](#)

Copyright © 2000-2020 Delta Media Group, Inc. All rights reserved. DeltaNet Version 5

On the **Edit Listing Page** scroll down to **Open Houses**

Open Houses

Add New Open House

Open Date: 03/29/2020

Time Start: 2 : 00 PM

Time End: 4 : 00 PM

Agent: Demotwo, Harley

Agent Phone:

Directions:

Comments: This is a house with some bedrooms and bathrooms. Important qualities for most houses.

First Time Open
 Test Custom Column
 This is a virtual open house

URL: https://example.com

Add Open House

From here, adding an open house will be the same as what you're used to though before saving you'll click the "This is a virtual open house" checkbox. After which, you can add the URL of your Virtual Open House.

Where do I find the URL of my Virtual Open House?

Your 'Virtual Open House URL' is going to depend on what/where you're hosting it with. Below are some tips for some of our recommended hosting sources:

Facebook Live

If you're unsure how to go live on Facebook Live from your Facebook Business page, head to [Facebook's Guide on going Live](#)

If you'd like to go live from the convenience of your phone, head to [How to Go Live on Mobile](#)

Once live your Facebook PERSONAL page URL followed by /live (<https://facebook.com/deltamediagroup/live>) will always go to the currently running live stream. For this reason, we recommend going live for at least 5 minutes before beginning the Open House.

Youtube Live

You can also go live on Youtube. For more information on going live there, read [Youtube's Guide on Going Live](#)

NOTE: Mobile: to be able to live stream on mobile, you need to have at least 1,000 subscribers.

The Live URL for Youtube is https://www.youtube.com/embed/live_stream?channel=CHANNEL_ID

Your channel ID can be found here https://www.youtube.com/account_advanced

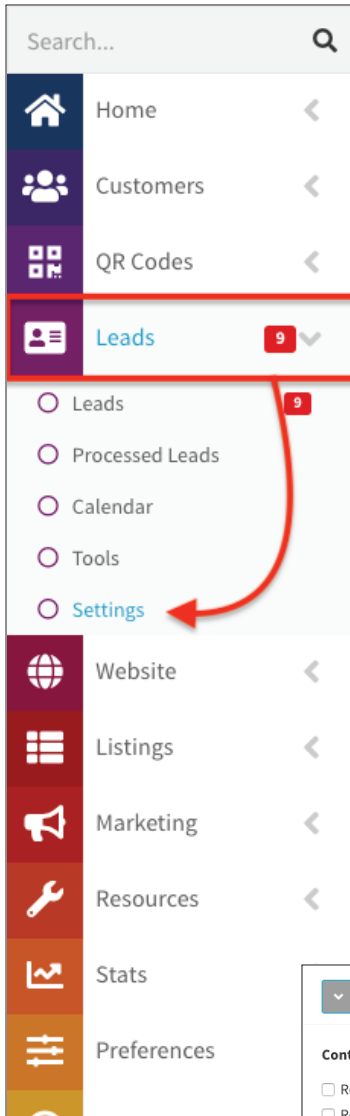
Zoom

Schedule an event in advance using Zoom using the guide here: <https://support.zoom.us/hc/en-us/articles/201362613-How-Do-I-Host-A-Video-Meeting->

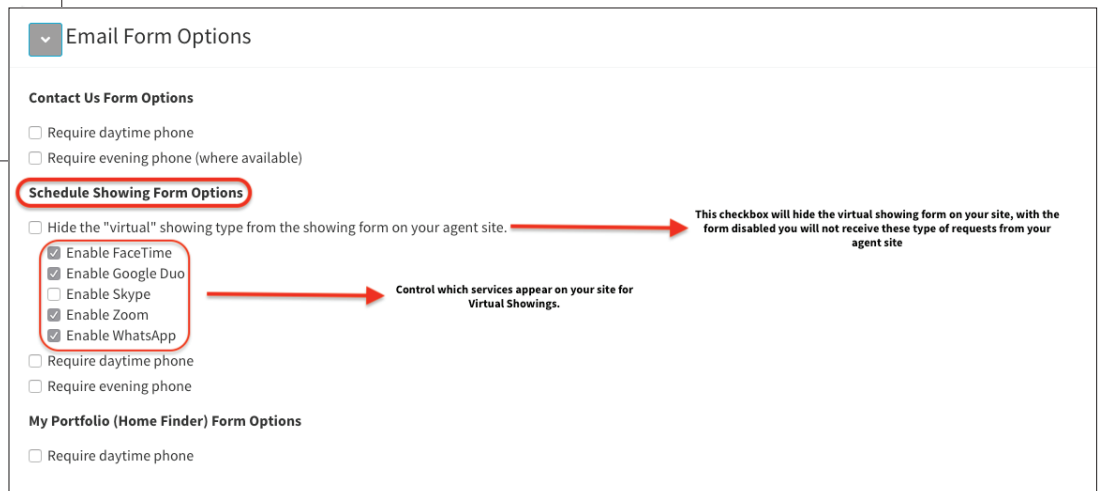
After creating your meeting, simply paste in the “zoom.us/j/IDFORMEETINGHERE” URL

Virtual Showings

Your website also has the ability to offer Virtual Showings. If this functionality is enabled, you can control what options are available under Leads > Settings



On the Lead Settings page, scroll to **Email Form Options**



Additional Tips

Another great way to host a virtual open house would be by utilizing Facebook/YouTube's Premiere functions. This gives the flexibility of having a pre-recorded video released as a live moment. Record a tour of the house, premiere it and watch alongside your clients while you answer their questions! This also allows you to have a more polished presentation while still capturing a live audience. <https://www.facebook.com/facebookmedia/blog/global-launch-of-premieres-polls-and-top-fans> // https://www.youtube.com/watch?v=Wbi_Ic1DDwQ

Before going live..

Make sure to promote your live stream. The DeltaNET has been updated to support Virtual Open Houses across the board! Utilize the eCards and Flyers system to invite your guests to your live stream! **(Customers > eCards and Flyers)** or Activate Facebook Connector **(Facebook > Post Tools)** to automatically notify your following when you'll be live.